



CHIRANA PROGRESS

Chirana Progress

Vrbovská cesta 17
921 01 Piešťany
Slovakia

tel.: +421 33 7956211

e-mail: chirana@chirana-progress.sk

www.chirana-progress.sk



Useful capacity	280 l
Water Pump	433 l/min / 0.36 MPa
Dimensions	2500 x 960 x 920-942 mm
Power input	1800 VA
Power supply	3 x 400 V / 50 (60) Hz

Underwater **massage**

Ocean[®] Economy



Useful capacity	280 l
Water Pump	433 l/min / 0.36 MPa
Dimensions	2500 x 960 x 920-942 mm
Power input	3500 VA
Power supply	3 x 400 V / 50 (60) Hz

Underwater and whirling **massage**

Ocean[®] Standard



Useful capacity	280 l
Water Pump	433 l/min / 0.48 MPa
Dimensions	2500 x 960 x 920-942 mm
Power input	3500 VA
Power supply	3 x 400 V / 50 (60) Hz

Underwater and whirling **massage**

Ocean[®] Forte



Useful capacity	280 l
Water Pump	433 l/min / 0.48 MPa
Dimensions	2500 x 960 x 920-942 mm
Power input	3500 VA
Power supply	3 x 400 V / 50 (60) Hz

Automatic underwater and whirling **massage**

Ocean[®] Forte PC



Useful capacity	260 l
Water Pump	433 l/min / 0.48 MPa
Dimensions	2500 x 960 x 920-942 mm
Power input	3500 VA
Power supply	3 x 400 V / 50 (60) Hz

Automatic underwater and whirling **massage**

Ocean[®] de Luxe



Models Laguna Compact
A more compact version of the Laguna. Shorter by 25 centimeters and with flat bottom.

Available in the same versions as regular sized Laguna bath tubs (Plus, Bubble, Plus Bubble), except for multizone versions.

Models Laguna Compact	
Useful capacity	200 l
Dimensions	1950 x 870 x 790-815 mm
Models Laguna	
Useful capacity	200 l
Dimensions	2200 x 870 x 790-815 mm

Balneological **bath tub**

Laguna[®] Compact



Useful capacity	200 l
Water Pump	433 l/min / 0.36 MPa
Dimensions	2200 x 870 x 790-815 mm
Power input	3500 VA
Power supply	3 x 400 V / 50 (60) Hz

Combined balneological and whirling **bath tub**

Laguna[®] Plus



Useful capacity	200 l
Water Pump	433 l/min / 0.36 MPa
Dimensions	2200 x 870 x 790-815 mm
Power input	450 VA
Power supply	230 V / 50 (60) Hz

Combined balneological and whirling **bath tub**

Laguna[®] Bubble



Useful capacity	200 l
Water Pump	433 l/min / 0.36 MPa
Dimensions	2200 x 870 x 790-815 mm
Power input	3950 VA
Power supply	3 x 400 V / 50 (60) Hz

Combined balneological and whirling **bath tub**

Laguna[®] Plus Bubble



Useful capacity	200 l
Water Pump	450 l/min / 0.35 MPa
Dimensions	2200 x 870 x 790-815 mm
Power input	3500 VA
Power supply	3 x 400 V / 50 (60) Hz

Automatic underwater and whirling **massage**

Laguna[®] Tornado



Optional equipment, depending on the model, includes:

- RGB chromato therapy
- Air massage
- Automatic filling
- Pulsation
- Sine / wave / lymphatic massage
- Electromagnetic in crust stopper
- Ozone therapy
- Magneto therapy
- Connection to and from a recycling system
- RGB backlit bath tub
- RGB backlit LCD
- Automatic disinfection
- Log file - data about bath tub operation

All photos shown are for illustration purpose only. Parameters of the product can change depending on the optional equipment.

More detailed information can be found at:
www.chirana-progress.sk

Explanatory notes



Useful capacity 20 l
 Dimensions 2500 x 960 x 920 mm
 Power input 50 VA
 Power supply 230 V / 50 (60) Hz

Whole body galvanic / diodynamic **bath**

Electra® CG



Useful capacity 700 l
 Water Pump 233 l/min / 0,48 MPa
 Dimensions 2700 x 1930 x 980 mm
 Power input 2400 VA
 Power supply 3 x 400 V / 50 (60) Hz

Underwater and whirling **massage**

Hubbard bath



Useful capacity 370 l
 Water Pump 133 l/min / 0,57 MPa
 Dimensions 2600 x 1000 x 1200 mm
 Power input 1800 VA
 Power supply 3 x 400 V / 50 (60) Hz

Underwater **massage**

VOD 56®



Useful capacity 300 l
 Water Pump 133 l/min / 0,57 MPa
 Dimensions 1935 x 1500 x 760 mm
 Power input 30 VA
 Power supply 230 V / 50 (60) Hz

Balneological / birthing **bath tub**

Hubbard Plus



Water supply pressure 0,3 - 0,5 MPa
 Dimensions 500 x 1000 x 1120 mm
 Distance to patient 4 - 5 m

Spraying **desk**


Niagara® Niagara® Plus



Capacity 14 - 21 l
 Operating temp. in peat pack holders 40 - 45 °C
 Operating temperature for paraffin 56 - 58 °C
 Temperature control range 0 - 90 °C
 Power supply 230 V / 50 Hz
 Power input 1500 - 2 x 1500 VA

Paraffin and peat pack **warmer**

Tep®



Current types: a) Galvanic DC current
 b) Sine
 c) Faraday
 d) Triangle
 e) Saw

Additional settings for "b" to "e" currents:
 MF monophasic,
 DF diphasic,
 CP short period,
 LP long period

Useful capacity arms / legs 13 / 24,5 l
 Dimensions 1280 x 950 x 975 mm
 Power input 30 VA
 Power supply 230 V / 50 (60) Hz

4-chamber galvanic / diodynamic **bath**

Electra®



Useful capacity 270 l
 Water Pump 375 l/min / 0,17 MPa
 Dimensions 1520 x 870 x 1035 mm
 Power input 1500 VA
 Power supply 230 V / 50 (60) Hz

Whirling bath for **lower extremities**

Casace® Plus



Useful capacity 270 l
 Water Pump 235 l/min / 0,48 MPa
 Dimensions 1520 x 870 x 1035 mm
 Power input 2400 VA
 Power supply 3 x 400 V / 50 (60) Hz

Whirling bath for **lower extremities**

Cascade®



Useful capacity 30 l
 Dimensions 950 x 870 x 1050 mm
 Power input 800 VA
 Power supply 230 V / 50(60) Hz

CORAL LYMFO




Useful capacity 30 l
 Dimensions 950 x 870 x 1050 mm
 Power input 850 VA
 Power supply 3 x 400 V / 50 (60) Hz

Whirling bath for **upper extremities**

Coral®, Coral® Lymfo

LASTURA



Useful capacity 30 l
 Dimensions 1060 x 660 x 795 - 1445 mm
 Power input 600 VA
 Power supply 230 V / 50 (60) Hz


LASTURA HOBBY



Useful capacity 40 l
 Dimensions 1060 x 660 x 795 - 1445 mm
 Power input 800 VA
 Power supply 230 V / 50 (60) Hz

Whirling bath for **children / extremities**

Lastura® / Hobby



Useful capacity 54 l
 Dimensions 880 x 760 x 790 mm
 Power input 800 VA
 Power supply 230 V / 50 (60) Hz

Whirling bath for **lower extremities**

Lastura®



Air consumption at 50 kPa 40 l / min
 Weight 4 kg
 No. of holes cca 2000

Bubble grid

Accessories